




Assigning a Test

1. Click on the "Assignments" tab and select the "Create New Assignment" link.

Mr. Eckard




[Edit Account](#) | [Password Card](#)

School: [Sample South Carolina High School](#)

Logins: 78

School Logins: 58

Level: [South Carolina High School](#)



[Custom Badges](#)

[Admin](#)

[Help](#)

Classes Messages ¹ Benchmarks **Assignments** Favorites

[Create New Assignment](#) | [Filter Assignments](#)

Due Date	Name	Type	# Completed	
08/21/2013	+ US History Practice - Week Two	Assignment Group US History & the Constitution EOCEP		- Options - : Edit Grades Turn Off X
08/23/2013	+ Sample Group Assignment	Assignment Group Common Core ELA Grades 9-10		- Options - : Edit Grades Turn Off X
09/05/2013	+ Group Assignment 4	Assignment Group Algebra I EOCEP		- Options - : Edit Grades Turn Off X
09/24/2013	+ Unit Two - Week Three	Assignment Group Algebra I EOCEP		- Options - : Edit Grades Turn Off X
10/14/2013	+ Group Assignment 1	Assignment Group Algebra I EOCEP		- Options - : Edit Grades Turn Off X
08/14/2013	US History Practice Questions	Random Practice - 10 Questions Causes Of The Civil War	1/9	- Options - : Edit Results Turn Off X
09/05/2013	Sample Assignment 4	Random Practice - 5 Questions Mathematical Terminology	0/5	- Options - : Edit Results Turn Off X
09/05/2013	Assignment 5	Test - Small Test Heredity	0/5	- Options - : Edit Results Turn Off X

2. Select the class(es) you wish to assign the test to and click "Continue."

Create Assignment


[Group Assignments](#)
[How-To Video](#)

1 Select Students
2 Choose Assignment
3 Choose Settings

Type: Single Assignment
 - A single test, game or quiz for one or more students.

Group Assignment
 - Multiple assignments to be completed in a specific order by one or more students.

Classes/Students:

- 1st Period Algebra I
- 1st Period Chemistry
- 2nd Geometry 
- 2nd Period Biology
- 7th Period US History
- Sample Class

3. Give the assignment a name, select "Test" for the assignment, select the test subject from the drop down next to "Test", select the type of test next to "Type," and click "Continue."

Create Assignment

[Group Assignments](#)
[How-To Video](#)

1 Select Students
2 Choose Assignment
3 Choose Settings

Build a group assignment for your student or class. Choose any number of tests or practice items for your student(s) to complete. You will be able to set the required order of completion on the next tab.

Group Name:

Completion Order: In Specific Order Any Order

Test:

Test(s):


[+ Add Test](#)

Practice: Quick Pick

1st Period Biology

[View Progress Report](#)

Past result data from this class that you can use to help determine which content areas need practice.



4. Choose the Start Date and End Date of the test, select the number of attempts allowed, the minimum score required (if any), and whether to allow students to retest missed questions. Then click "Save Assignment."

Create Assignment

[Group Assignments](#)
[How-To Video](#)

1 Select Students 2 Choose Assignment 3 Choose Settings


Start Date: [Choose Date](#) This assignment will not be displayed for your students until this date.

End Date: [Choose Date](#)

Allow Multiple Attempts to Improve Score:

Minimum Score Required:

Allow Students to Retest Missed Questions: Yes No



TEACHER-EMPOWERED, TEACHER-DEVELOPED, EASY-TO-USE